


MAKE YOUR OWN COGHEART PUPPET

★ To make your own Cogheart puppet you will need:
scissors, paper fasteners, and a pencil.

Top tip: Make holes for the paper fasteners to go through with a pencil first!
Press down carefully with the pencil to make a hole.



Malkin



Visit jollyfishpress.com/cogheart for more puppet designs and fun activities

Cover illustrations by Becca Stadtlander © Usborne Publishing, 2018.

MAKE YOUR OWN COGHEART PUPPET

★ To make your own Cogheart puppet you will need:
scissors, paper fasteners, and a pencil.

Top tip: Make holes for the paper fasteners to go through with a pencil first!
Press down carefully with the pencil to make a hole.



JOLLY
FISH
PRESS



Visit jollyfishpress.com/cogheart for more puppet designs and fun activities
Cover illustrations by Becca Stadtlander © Usborne Publishing, 2018.

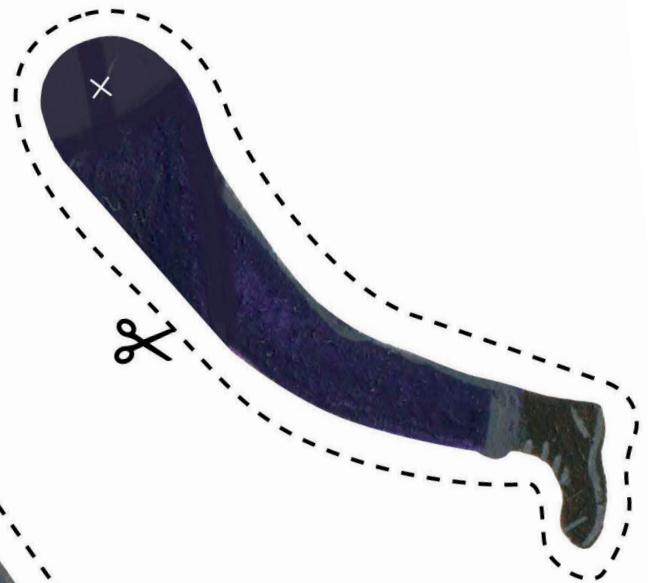
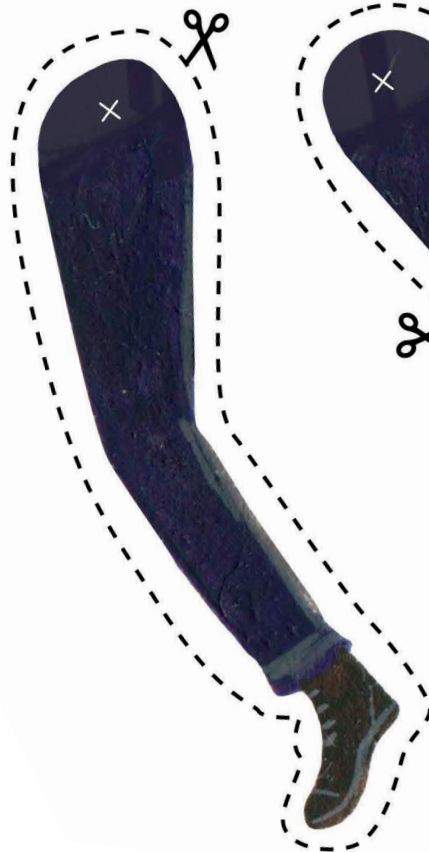
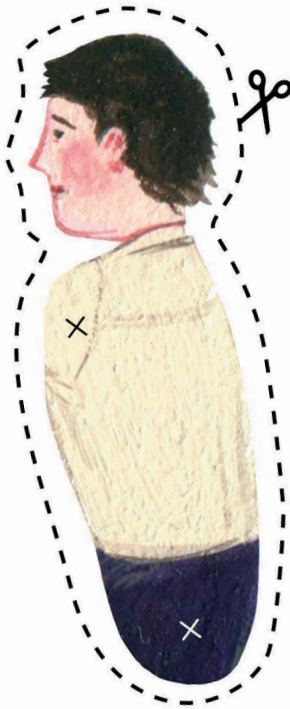
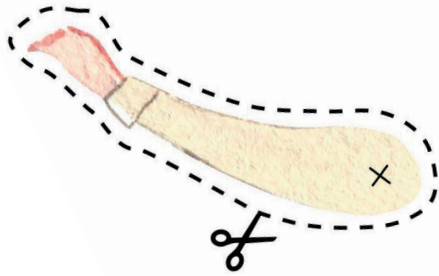
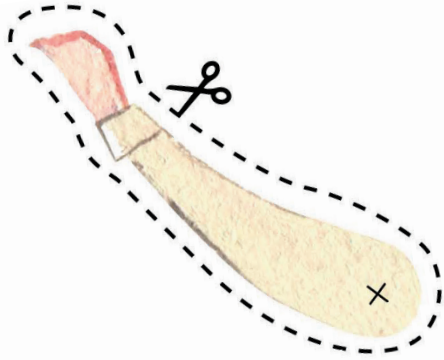


MAKE YOUR OWN COGHEART PUPPET



★ To make your own Cogheart puppet you will need:
scissors, paper fasteners, and a pencil.

Top tip: Make holes for the paper fasteners to go through with a pencil first!
Press down carefully with the pencil to make a hole.



Robert



Visit jollyfishpress.com/cogheart for more puppet designs and fun activities
Cover illustrations by Becca Stadtlander © Usborne Publishing, 2018.